

SILVERADO 2500HD CREW CAB

4WD Work Truck 1WT Package

Actual Vehicle May Vary.



Changes for 2010



New Features

- (L96) Vortec 6.0L Variable Valve Timing V8 engine
- (GGW) Taupe Gray Metallic
- (GGZ) Sheer Silver Metallic

Deletions

- (12U) Dark Cherry Metallic
- (16U) Graystone Metallic
- (59U) Silver Birch Metallic
- (66U) Deep Ruby Metallic
- (RAE) Cargo Management System

SILVERADO

CHEVROLET SILVERADO 2500HD CREW CAB 4-WHEEL DRIVE WORK TRUCK 1WT PACKAGE

Note: This vehicle is not designed nor intended for high speed emergency vehicle operation

MODEL AVAILABILITY

CK20743	4-Wheel Drive 3/4 Ton Fleetside Standard Bed Crew Cab Pickup
CK20943	4-Wheel Drive 3/4 Ton Fleetside Long Bed Crew Cab Pickup

STANDARD EQUIPMENT SUMMARY

WARRANTY	3 years / 36,000 Miles Bumper-to-Bumper 5 years / 100,000 Miles Limited Powertrain; (See your local dealer for complete details)
----------	---

STANDARD INTERIOR FEATURES

AIR BAGS	Frontal, driver and right-front passenger; Always use safety belts and the correct child restraints for your child's age and size, even in vehicles equipped with air bags; Children are safer when properly secured in a rear seat; See the vehicle's Owner's Manual and child safety seat instructions for more safety information
AIR CONDITIONING	Single-zone manual front climate control
AUDIO SYSTEM	AM/FM stereo with MP3 compatible CD player, seek-and-scan, digital clock, auto-tone control, Radio Data System (RDS), speed-compensated volume and TheftLock
AUDIO SYSTEM FEATURE	Speaker system (Includes 6 speakers)
CUP HOLDERS	Front, rear
POWER OUTLETS	2 Auxiliary instrument panel-mounted with covers, 12-Volt
MIRROR	Inside rearview manual day/night
VISORS	Driver and front passenger, sliding with clip and passenger side vanity mirror with cover, Opal Gray-colored
ASSIST HANDLE	Front passenger, rear assist handles in the headliner
LIGHTING	Interior with dome and reading lights, illuminated entry feature and backlit instrument panel switches
COAT HOOKS	Rear driver and passenger side
SEAT TRIM	Dark Titanium vinyl (Vinyl seats require (BG9) Graphite-colored rubberized vinyl floor covering)
SEAT - FRONT	40/20/40 split-bench, 3-passenger, driver and front passenger manual reclining with outboard head restraints and center fold-down armrest with storage
SEAT - REAR	60/40 folding bench (folds up), 3-passenger, folding (includes child seat top tether anchor)
FLOOR COVERING	Black rubberized vinyl
STEERING WHEEL	Includes theft-deterrent locking feature
STEERING COLUMN	Tilt-Wheel, adjustable with brake/transmission shift interlock
INSTRUMENTATION	Analog with speedometer, fuel level, engine temperature, tachometer, voltmeter and oil pressure indicators
DRIVER INFORMATION CENTER	Odometer, trip odometer and message center (monitors numerous systems depending on vehicle equipment level including low fuel, turn signal "on", transmission temperature and oil change notification) (Driver Information Center controls are operated through the trip button unless (UK3) steering wheel mounted audio controls is ordered)
WARNING TONES	Headlamp on, key-in-ignition, driver and passenger buckle up reminder and turn signal on
TIRE PRESSURE MONITORING	Check Tire Pressure will show on driver message center (Does not apply to spare tire)
DOOR LOCKS	Power Includes (AU0) Remote Keyless Entry unless SEO (5B5) power windows, locks and mirrors is ordered)
REMOTE KEYLESS ENTRY	2 Transmitters, panic button and content theft alarm (Included and only available with (AU3) power door locks; If SEO (5B5) power windows, locks and mirrors is ordered (AU0) becomes optional on ALL models)

SILVERADO

CHEVROLET SILVERADO 2500HD PICKUP 4WD CREW CAB WORK TRUCK 1WT PACKAGE

STANDARD EXTERIOR FEATURES

PAINT	Solid
BUMPER	Front chrome, includes chrome bumper end caps
BUMPER	Rear chrome, step-style with pad
AIR DAM	Black
GRILLE	Chrome surround
HEADLAMPS	Dual halogen composite with automatic exterior lamp control and flash-to-pass feature
LAMPS	Dual cargo area lamps
DAYTIME RUNNING LAMPS	Automatic exterior lamp control
MIRRORS	Outside manual Black, manual-folding
GLASS	Solar-Ray light-tinted, all windows
DOOR HANDLES	Black
WIPERS	Front intermittent wet-arm with pulse washers

STANDARD CHASSIS FEATURES

ENGINE	Vortec 6.0L Variable Valve Timing V8 SFI (360 HP @ 5400 RPM, 380 lb-ft of torque @ 4400 RPM)
AIR CLEANER	High-capacity
TRANSMISSION	6-Speed automatic, heavy-duty, electronically controlled with overdrive and tow/haul mode (Requires (LY6/L96) Vortec 6.0L V8 SFI engine)
COOLING	Auxiliary external transmission oil cooler, heavy-duty air-to-oil
TRANSFER CASE	Floor-mounted shifter (Requires 4WD models)
DRIVE	4-wheel drive
REAR AXLE	3.73 ratio
COOLING	External engine oil cooler, heavy-duty air-to-oil, integral to driver side of radiator tank
BATTERY	Heavy-duty 600 cold-cranking AMPs, maintenance-free
ALTERNATOR	125-AMPs
FRAME	Hydroformed
RECOVERY HOOKS	Front, frame-mounted
PICKUP BOX	Fleetside
GVWR	9200 lbs. (4173 kg)
SUSPENSION	Front independent, torsion bar
SUSPENSION	Rear 2-stage multi-leaf springs, semi-elliptic
SUSPENSION PACKAGE	Handling/Trailering, heavy-duty includes 46 mm piston monotube shocks and 34 mm front stabilizer bar
TIRES	LT245/75R16E (Includes 4 tires and (Z1Z) LT245/75R16 all-season blackwall spare tire with (E63) Fleetside pickup box Includes 4 tires with (ZW9) pickup box delete)
TIRE CARRIER	Outside spare, winch-type mounted under frame at rear (Orders with (ZW9) Pickup box delete will not include a Spare Tire Carrier unless a spare tire is ordered)
WHEELS	16" x 6.5" (40.6 cm x 16.5 cm) 8-lug painted steel, includes painted center caps and steel spare (spare wheel will not cosmetically match the other 4 wheels) Spare not included with (ZW9) pickup box delete unless a spare tire is ordered
STEERING	Power, recirculating ball
BRAKES	4-Wheel antilock, 4-wheel disc
EXHAUST	Aluminized stainless-steel muffler and tailpipe

SILVERADO

CHEVROLET SILVERADO 2500HD PICKUP 4WD CREW CAB WORK TRUCK 1WT PACKAGE

AVAILABLE OPTIONS

FE9	EMISSIONS, FEDERAL REQUIREMENTS
NE1	EMISSIONS, CONNECTICUT, MAINE, MASSACHUSETTS, NEW YORK, PENNSYLVANIA, RHODE ISLAND AND VERMONT STATE REQUIREMENTS
YF5	EMISSIONS, CALIFORNIA STATE REQUIREMENTS
NB8	EMISSIONS OVERRIDE, CALIFORNIA, CONNECTICUT, MASSACHUSETTS, NEW YORK, PENNSYLVANIA OR RHODE ISLAND - (For vehicles ordered by dealers in states of California, Connecticut, Massachusetts, New York, Pennsylvania or Rhode Island with Federal emissions) (Requires (FE9) Federal emissions requirements; Not available in Maine or Vermont)
NC7	EMISSIONS OVERRIDE, FEDERAL - (For vehicles ordered by dealers in Federal emission states with California, Connecticut, Maine, Massachusetts, New York, Pennsylvania, Rhode Island or Vermont emissions; may also be used by dealers in states of California, Connecticut, Maine, Massachusetts, New York, Pennsylvania, Rhode Island or Vermont to order different state-specific emissions) (Requires (YF5) California state emissions requirements or (NE1) Connecticut, Maine, Massachusetts, New York, Pennsylvania, Rhode Island or Vermont state emissions requirements)
LMM	ENGINE, DURAMAX 6.6L TURBO DIESEL V8 - B5-Diesel compatible (365 HP [271.7 kW] @ 3200 RPM, 660 lb-ft of torque [894.6 N-m] @ 1600 RPM) (Requires (MW7) Allison 1000 6-speed automatic transmission; Includes (TUV) heavy-duty dual, 730 cold-cranking-AMP battery and (K05) engine block heater)
MW7	TRANSMISSION, ALLISON 1000 6-SPEED AUTOMATIC, ELECTRONICALLY CONTROLLED - Overdrive, electronic engine grade braking and tow/haul mode (Requires (LMM) Duramax 6.6L Turbo Diesel V8 engine)
G80	DIFFERENTIAL, HEAVY-DUTY AUTOMATIC LOCKING REAR
GT5	REAR AXLE - 4.10 RATIO (Requires (LY6/L96) Vortec 6.0L V8 SFI engine)
QIW	TIRES, LT245/75R16E ON-/OFF-ROAD, BLACKWALL - (Includes 4 tires and (ZIZ) LT245/75R16 all-season blackwall spare tire with (E63) Fleetside pickup box; Includes 4 tires with (ZW9) pickup box delete)
88B	SEAT TRIM, DARK TITANIUM CLOTH
UM7	AUDIO SYSTEM, AM/FM STEREO - Seek-and-scan and digital clock (Requires Fleet or Government order type)
PY2	WHEELS - 4-16" X 6.5" (40.6 CM X 16.5 CM) 8-LUG CHROME-STYLED STEEL, includes chrome center caps and steel spare (spare wheel will not cosmetically match the other 4 wheels) Spare not included with (ZW9) pickup box delete unless a spare tire is ordered
TUV	BATTERY, HEAVY-DUTY DUAL 730 COLD-CRANKING AMPS, MAINTENANCE-FREE - Rundown protection and retained accessory power (Included and only available with (LMM) Duramax 6.6L Turbo Diesel V8 engine)
AM1	SEAT ADJUSTER, MANUAL LUMBAR CONTROL ON THE DRIVERSIDE - (Included and only available with (88B) Dark Titanium Cloth seat trim)
K34	CRUISE CONTROL, ELECTRONIC - Set and resume speed, located on steering wheel
B30	FLOOR COVERING, COLOR-KEYED CARPETING - Rubberized vinyl floor mats (Extended and Crew Cab models also include rear floor mats) (Requires (88B) Dark Titanium cloth seat trim)
DF2	MIRRORS, OUTSIDE HIGH-VISIBILITY VERTICAL CAMPER-STYLE, BLACK - Manual folding and extension and lower convex spotter glass
C49	DEFOGGER, REAR-WINDOW ELECTRIC
AJ1	GLASS, SOLAR-RAY DEEP-TINTED - All windows except light-tinted glass on windshield and driver-and front passenger-side glass with Crew Cab models or (C49) rear-window defogger, includes light-tinted rear window
U01	LAMPS, SMOKED AMBER ROOF MARKER - (Not available with (YF5) California state emissions requirements)
TRW	PROVISION FOR CAB ROOF-MOUNTED LAMP/BEACON - Provides an instrument panel-mounted switch and electrical wiring tucked beneath the headliner for a body upfitter to connect a body-mounted warning or emergency lamp; 30-AMP nominal rating (Not available with (PDD) Convenience Package, (CF5) power sunroof or (UG1) Universal Home Remote; Included with (VYU) Snow Plow Prep Package)
NZZ	SKID PLATE PACKAGE, FRAME-MOUNTED SHIELDS - Includes front underbody shield starting behind front bumper and running to first crossmember, protecting front underbody, oil pan, differential case and transfer case (Included with (VYU) Snow Plow Prep Package)
VYU	SNOW PLOW PREP PACKAGE - Includes 15-AMP power for backup and roof emergency light, high-flow front bumper, forward lamp wiring harness, (TRW) Provision for cab roof mounted lamp/beacon, instrument panel jumper wiring harness for electric trailer brake controller and (NZZ) Skid Plate Package (Requires 4WD models; Not available with (CJ2) dual-zone automatic air conditioning or (CF5) power sunroof; On Crew Cab models, not available with (LMM) Duramax 6.6L Turbo Diesel V8 engine; Includes (KW1) 160-AMP alternator with (LY6/L96) Vortec 6.0L V8 SFI engine; Includes (K76) dual 125-AMP alternators with (LMM) Duramax 6.6L Turbo Diesel V8 engine; Not available with (U42) rear entertainment system)
KW1	ALTERNATOR, 160 AMPS - (Included with (VYU) Snow Plow Prep Package when (LY6/L96) Vortec 6.0L V8 SFI engine is ordered; Requires (LY6/L96) Vortec 6.0L V8 SFI engine)
UE1	ONSTAR
U2H	XM SATELLITE RADIO

SILVERADO

CHEVROLET SILVERADO 2500HD PICKUP 4WD CREW CAB WORK TRUCK 1WT PACKAGE

AVAILABLE OPTIONS (CONTINUED)

K76	ALTERNATOR, DUAL, 125 AMPS EACH - Requires (LMM) Duramax 6.6L Turbo Diesel V8 engine
UF3	SWITCH, HIGH IDLE - (Requires (K34) cruise control)
Z82	TRAILERING EQUIPMENT, HEAVY-DUTY - Includes trailering hitch platform and 2.5-inch receiver with 2" adapter, 7-wire harness (harness includes wires for: park lamps, backup lamps, right turn, left turn, electric brake lead, battery and ground) with independent fused trailering circuits mated to a 7-way sealed connector, wiring harness for after-market trailer brake controller (located in the instrument panel harness), and single wire for center high-mounted stop lamp (Not available with (ZW9) pickup box delete or (VF7) rear bumper delete)
UY2	TRAILERING WIRING PROVISIONS, FOR CAMPER, FIFTH WHEEL AND GOOSENECK TRAILER - includes additional 8-way wiring harness routed to front of pickup box (Requires (Z82) heavy-duty trailering equipment)
JL1	BRAKE CONTROLLER, INTEGRATED TRAILER - (With (E63) fleetside pickup box, requires (Z82) heavy-duty trailering equipment)
V10	COVERS, RADIATOR GRILLE AND FRONT BUMPER OPENINGS - For diesel engines in winter weather (Requires (LMM) Duramax 6.6L Turbo Diesel V8 engine and is required on orders with "Ship To" locations within the following states: Maine, New Hampshire, Vermont, Minnesota, North Dakota, South Dakota, Montana, Alaska, Idaho, Wisconsin, Wyoming, Michigan, Colorado and New York)
K05	ENGINE BLOCK HEATER
SAF	SPARE TIRE LOCK - keyed cylinder lock that utilizes same key as ignition and door (Not available with (ZW9) pickup box delete or (VF7) rear bumper delete)
VF7	BUMPER, REAR DELETE - (Vehicles registered in certain states must have a rear bumper to be operated on their roads, consult local laws) (Not available with (Z82) heavy-duty trailering equipment, (PCW) Safety Package, (SAF) spare tire lock or (ZW9) pickup box delete)
VK3	LICENSE PLATE BRACKET, FRONT - (Will be forced on orders with "Ship To" states that require a front license plate)
4GK	TIRE, SPARE LT245/75R16 (E) ON-/OFF-ROAD, BLACKWALL 10 PLY - This spare replaces standard all-season blackwall spare tire (Requires RPO (QIW) LT245/75R16E on-/off-road, blackwall tires; Not available with SEO (5Z4) spare wheel and carrier delete or SEO (9L3) spare tire delete)
5A6	SPARE WHEEL - Replaces Black standard spare wheel and upgrades to a matching Silver steel road wheel when painted steel road wheels are ordered (Includes tire pressure monitoring sensor. Requires RPO (QB5) 8-lug painted steel wheels; Not available with SEO (5V1) carrier with spare wheel-no tire; Requires RPO (ZIZ) spare tire or SEO (4GK) spare tire when RPO (ZW9) pickup box delete is ordered)
5B5	POWER WINDOWS, LOCKS AND MIRRORS, WITH UPLEVEL DOOR PANELS ON A BASE TRIM LEVEL VEHICLE - Provides power driver and passenger front side windows with uplevel door panels on a base level vehicle; Includes RPO (DL8) outside heated power-adjustable manual folding mirrors, RPO (AU3) power door locks and RPO (UQ3) speaker system audio system feature; C/K***43 models include rear door power windows and locks; Power mirrors can be upgraded to SEO (6P3) camper, power-adjustable glass, manual extendable, heated mirrors; (RPO (AU0) Remote Keyless Entry becomes optional on all models and must be ordered and priced if desired) (Not available with (C42) air conditioning delete)
AU0	REMOTE KEYLESS ENTRY - with 2 transmitters, panic button and content theft alarm, Optional on all models when SEO (5B5) power windows, locks and mirrors is ordered; (Requires SEO (5B5) power windows, locks and mirrors)
5F4	B20 BIO-DIESEL FUEL - Allows diesel system to use bio-diesel fuel with up to 20% bio additives (Requires RPO (LMM) Duramax 6.6L Turbo diesel V8 engine, and a Government sales order)
5H1	TWO ADDITIONAL KEYS - Provides two additional keys for a total of four. Requires E63 pickup box and SAF spare tire lock. N/A with AU0 remote keyless entry
5H5	FIRE EXTINGUISHER - A 2.5 lb. dry chemical fire extinguisher; Shipped loose in cab area for later placement and securing in after-market installation
5H6	SAFETY REFLECTOR TRIANGLE KIT - Break-down warning kit consisting of three (3) reflective triangles; Shipped loose in the cab area for later placement and securing in after-market installation
5Z4	SPARE WHEEL AND CARRIER DELETE - Deletes the base spare wheel and carrier; Does not delete jack or tools (Requires SEO (9L3) spare tire delete and RPO (E63) Pickup box; Not available with RPO (SAF) spare tire lock)
6C5	BATTERIES, SINGLE - 730 CCA Provides a 730 CCA HD cranking battery, replacing the standard 600 CCA battery (Requires RPO (LY6) Vortec 6.0L V8 SFI engine; Not available with RPO (TP2) auxiliary battery)
6P3	MIRRORS, CAMPER, POWER-ADJUSTABLE GLASS, MANUAL EXTENDABLE, HEATED - Alternative mirrors replacing mirrors that are standard with SEO (5B5) power windows locks and mirrors on a base decor truck; Provides RPO (DPN) outside heated power-adjustable manual folding vertical camper mirrors consisting of 50 square inch flat mirror surface positioned over a 20 square inch convex mirror surface with a common head; Includes turn signals in mirror glass; (Requires SEO (5B5) power window locks and mirrors; This option must be ordered and priced in addition to SEO (5B5))
7Z1	HORN, HIGH NOTE - High note horn in addition to the base low note horn
8F2	ORNAMENTATION, DELETE - Deletes decals and nameplates on truck exterior
8S3	BACKUP ALARM, 97 DECIBELS - (Not available with RPO (UY2) wiring provisions)
8V2	JACK AND TOOLS DELETE - Deletes the jack and tire change tools that are standard (Requires a Fleet or Government sales order)

SILVERADO

CHEVROLET SILVERADO 2500HD PICKUP 4WD CREW CAB WORK TRUCK 1WT PACKAGE

AVAILABLE OPTIONS (CONTINUED)

8X1	LABEL, FASTEN SAFETY BELTS - "Fasten Safety Belts" reminder label on side door window glass
9B9	GOVERNOR 70 MPH - Provides electronic software to facilitate 70 MPH maximum road speed
9F2	MIRROR, OUTSIDE DELETE - Deletes right and left hand outside rearview mirrors that are standard; Includes incomplete vehicle document
9F7	MIRRORS, OUTSIDE DRIVER AND PASSENGER SIDE WEST COAST TYPE - Provides large West Coast style mirrors with spring loaded pre-set feature; Mirrors are Black; Includes cab drillings and mirror assembly shipped loose; (Not available with SEO (5B5) power windows locks and mirrors)
9L3	SPARE TIRE DELETE - Deletes the spare tire only; Spare wheel and carrier remain; (Requires RPO (E63) fleetside pickup box)
9L4	POWER SUPPLY, 12-VOLT DIRECT POWER SUPPLY FROM THE BATTERY - With two (2) separate 30-AMP fused circuits; Each circuit has a 30-AMP mini-fuse for both positive and ground to protect electrical accessories; Main supply lead has a 60-AMP maxi-fuse; All fuses are serviceable; Provides either direct battery power or operation through the ignition system; Hook-up wire is located at the front of the floor console; Operational amperage is 21-AMPS each circuit, 42-AMPS total; Hook-up and operational instructions are provided; (Requires a Fleet of Government sales order; Requires RPO (UE0) OnStar delete and RPO (U2J) XM Satellite Radio delete; Not available with RPO (U42) Entertainment system, RPO (TP2) auxiliary heavy-duty battery, RPO (LMM) Duramax 6.6L Turbo Diesel V8 engine or RPO (JF4) power adjustable pedals)
9M4	DECAL DELETE, TAILGATE - Deletes all nameplates and decals on the pickup box tailgate (Requires RPO (E63) fleetside pickup box; Not available with SEO (8F2) ornamentation delete)
9N8	MIRRORS, AUXILIARY DRIVER AND PASSENGER SIDE 6" (15.2 CM) DIAMETER CONVEX SPOT ADD-ON, STAINLESS STEEL - With brackets for use with SEO (9F7) West Coast style mirrors; Mirrors shipped loose in vehicle; (Requires SEO (9F7) outside driver and passenger side West Coast type, mirrors)
9R1	DECAL DELETE, PICKUP BOX - Deletes either the "4x4" or "Z71" decal from the side of the pickup box (Requires (E63) fleetside pickup box; Not available with SEO (8F2) ornamentation delete)
9S1	SEATS, DRIVER AND PASSENGER FRONT INDIVIDUAL SEATS IN VINYL TRIM - Derived from RPO (AE7) 40/20/40 Split Bench with center 20% section removed; Seats are manual, not power; Does not include floor console; Exposed floor areas will remain untrimmed; Standard vinyl rear seat with trim matching front seats will be provided on Crew Cab models (Requires Trim code (88V) Dark Titanium)
9U3	SEATS, DRIVER AND PASSENGER FRONT INDIVIDUAL SEATS IN CLOTH TRIM - Derived from RPO (AE7) 40/20/40 Split Bench with center 20% section removed; Seats are manual, not power and include driver's side only lumbar; Does not include floor console; Exposed floor areas will remain untrimmed; Cloth rear seats with trim matching front seats will be provided on Extended and Crew Cab models; (Requires Trim code (88B) Dark Titanium)
9U5	SINGLE BULB TAIL LAMP CALIBRATION - For bulb outage detection used on aftermarket bodies. Requires ZW9 box delete

KERR INSTALLED SPECIAL EQUIPMENT OPTIONS

KT6C7	AUXILIARY DOME LIGHT
KT6J7	FLASHER SYSTEM - Headlamp and Tail Lamp, DRL Compatible Headlamp Flasher Module with Control Wire and Body Control Module Rear Lamp Flashing
KT6B2	REAR DOOR HANDLES INOPERATIVE
KT6N6	REAR DOOR LOCKS INOPERATIVE
KT6N5	REAR WINDOW SWITCHES INOPERATIVE - Rear Window Only Operates from Drivers Position
KT6X6	SPOT LIGHT - Left Hand Separately Fused
KT6X7	SPOT LIGHT - Right and Left Hand Separately Fused
KT6J3	WIRING - For Grille Lamps and Speaker
KT6J4	WIRING - For Horn/Siren Circuit, Inline Connection for Customer Furnished Switch
KTWX7	WIRING - For Customer Connection to Front Door Speakers

Note: The Chevrolet Silverado is available in the 2500HD and the 1500 Series with Kerr Industries Installed Options. This means you can order all options that are available for the Tahoe such as spotlights, flasher system, wiring etc., by using the Dealer Direct Ordering Program. See Kerr Industries CD for a complete list of options. When Special Equipment Options are Ordered from Kerr Industries the VKZ Ship Through Code Must be on the Order.

SILVERADO

CHEVROLET SILVERADO 2500HD PICKUP 4WD CREW CAB WORK TRUCK 1WT PACKAGE

POWERTRAIN						
ENGINE	TRANSMISSION		AXLE		GVWR lbs (kg)	
	MYD 6-speed Auto	MW7 Allison 1000 6-speed Auto with OD	GT4 3.73	GT5 4.10	C6W 9200 (4173)	
Standard						
(LY6/L96) VORTEC 6.0L Variable Valve Timing V8 SFI FlexFuel	S	—	S	A	S	
Optional						
LMM DURAMAX 6.6L TURBO DIESEL V8, B5-Diesel compatible (365 HP @ 3200 RPM, 660 lb-ft of torque @ 1600 RPM) (Requires (MW7) Allison 1000 6-speed automatic transmission; Includes (TUV) heavy-duty dual, 730 cold-cranking-AMP battery and (K05) engine block heater)	—	S	S	—	S	

Key: S = Standard
A= Available

EMISSIONS - MUST BE SPECIFIED

FE9	Emissions, Federal Requirements
YF5	Emissions, California State Requirements
NE1	Emissions, Connecticut, Maine, Massachusetts, New Jersey, New York, Oregon, Pennsylvania, Rhode Island, Vermont and Washington State Requirements
NB8	Emissions Override, California, Connecticut, Massachusetts, New Jersey, New York, Oregon, Pennsylvania, Rhode Island or Washington (For Vehicles Ordered By Dealers in States of California, Connecticut, Massachusetts, New Jersey, New York, Oregon, Pennsylvania, Rhode Island or Washington with Federal Emissions) Requires (FE9) Federal Emissions Requirements. Not Available in Maine or Vermont.
NC7	Emissions Override, Federal (For Vehicles Ordered By Dealers in Federal Emissions States with California, Connecticut, Maine, Massachusetts, New York, Pennsylvania, Rhode Island or Vermont Emissions; May Also Be Used By Dealers in States of California, Connecticut, Maine, Massachusetts, New York, Pennsylvania, Rhode Island or Vermont to Order Different State-Specific Emissions) Requires (YF5) California State Emissions Requirements or (NE1) Connecticut, Maine, Massachusetts, New York, Pennsylvania, Rhode Island or Vermont State Emissions Requirements.

SEATS AND INTERIOR TRIM

DECOR LEVEL	SEAT TYPE	SEAT CODE	SEAT TRIM	INTERIOR DARK TITANIUM
Standard				
Work Truck	Front 40/20/40 split-bench with fold-down armrest, Rear 60/40 Folding Bench	AE7	Vinyl ¹	88V
Optional				
Work Truck	Front 40/20/40 split-bench with fold-down armrest and Manual driver lumbar, Rear 60/40 Folding Bench	AE7	Cloth ²	88B

1- Vinyl seats require (BG9) Black rubberized vinyl floor covering
2- Seats are Dark Titanium seating surfaces and Ebony bolsters

SILVERADO

CHEVROLET SILVERADO 2500HD PICKUP 4WD CREW CAB WORK TRUCK 1WT PACKAGE

CREW CAB SPECIFICATIONS

	CK20743 4X4 CREW CAB STANDARD BOX	CK20943 4X4 CREW CAB LONG BOX
Specifications		
Front shock absorber diameter, in. (mm)	1.38 (35)	1.38 (35)
Front stabilizer bar diameter, in. (mm)	1.32 (34)	1.32 (34)
Rear shock absorber diameter, in. (mm)	1.38 (35)	1.38 (35)
Turning diameter, curb-to-curb, ft. (m)	51.2 (15.6)	55.1 (16.8)
Capacities		
Front axle, lbs. (kg)	4800 (2177)	4800 (2177)
Front spring capacity, lbs. (kg)	4800 (2177)	4800 (2177)
Rear axle, lbs. (kg)	6900 (3130)	6900 (3130)
Rear spring capacity, lbs. (kg)	6084 (2760)	6084 (2760)
Curb weight, lbs. (kg)	5960 (2703)	6141 (2786)
Cargo volume, cargo box, cu. ft (liters)	60.7 (1719)	75.5 (2138.2)
Payload ¹ , lbs. (kg)	3240 (1470)	3059 (1388)
Gross Vehicle Weight Rating, lbs. (kg)	9200 (4173)	9200 (4173)
Front Gross Axle Weight Rating, lbs. (kg)	4500 (2041)	4500 (2041)
Rear Gross Axle Weight Rating, lbs. (kg)	6084 (2760)	6084 (2760)
Fuel capacity, approximate, gallon (liters)	26 (98)	34 (129)
Seating capacity (front/rear)	3/3	3/3
1- Maximum payload capacity includes weight of driver, passengers, optional equipment and cargo		

TRAILERING SPECIFICATIONS - AUTO TRANS WITH BALL HITCH

Maximum trailer ratings are calculated assuming standard equipped vehicle, driver and required trailering equipment. The weight of optional equipment, passengers and cargo will reduce the maximum trailer weight your vehicle can tow. Ten to fifteen percent of the trailer weight is the recommended trailer tongue load.

AUTOMATIC TRANSMISSION WITH BALL HITCH

CK20743	6.0L gas w/4.10 AXLE	12,300 (5,579)
	6.6L diesel w/3.73 AXLE	13,000 (5,897)
CK20943	6.0L gas w/4.10 AXLE	12,100 (5,488)
	6.6L diesel w/3.73 AXLE	13,000 (5,533)

Addition of trailer tongue weight cannot cause vehicle weights to exceed Rear Gross Axle Weight Rating (RGAWR) of Gross Vehicle Weight Rating (GVWR).

(Z82) Trailering equipment, heavy-duty, includes trailer hitch platform and trailer electrical connector.

GCWR - ENGINE/REAR RATIO COMBINATION WITH AUTO TRANS

ENGINE	(GCWR) GROSS COMBINATION WEIGHT RATINGS lbs. (kg)		
	16,000 (7,258)	18,500 (8,392)	23,500 (10,659)
(LY6/L96) VORTEC 6.0L V8 GAS SFI	3.73	4.10	—
(LMM) DURAMAX 6.6L V8 TURBO DIESEL V8	—	—	3.73

SILVERADO

CHEVROLET SILVERADO 2500HD PICKUP 4WD CREW CAB WORK TRUCK 1WT PACKAGE

DIMENSIONS

LOCATION	CK20743 4X4 CREW CAB STANDARD BOX	CK20943 4X4 CREW CAB LONG BOX
Wheelbase	153 (3886)	167 (4242)
Overall length	239.92 (6094)	258.74 (6572)
Body width	79.88 (2029)	79.88 (2029)
Overall height	77.2 (1961)	76.85 (1952)
Head room, front	41.26 (1048)	41.26 (1048)
Head room, rear	40.55 (1030)	40.55 (1030)
Shoulder room, front	65.24 (1657)	65.24 (1657)
Shoulder room, rear	65.16 (1655)	65.16 (1655)
Hip room, front	62.52 (1588)	62.52 (1588)
Hip room, rear	65.47 (1663)	65.47 (1663)
Leg room, front	41.30 (1049)	41.30 (1049)
Leg room, rear	39.02 (991)	39.02 (991)
Cab to axle	41.48 (1054)	55.47 (1409)
Front bumper to axle	39.37 (1000)	39.37 (1000)
Rear bumper to axle	47.20 (1199)	52.09 (1323)
Inside length, at floor	78.86 (2003)	97.76 (2483)
Inside height	20.98 (533)	20.98 (533)
Inside width, at floor	62.46 (1586)	62.46 (1586)
Tailgate width, top	61.57 (1564)	61.57 (1564)
Front bumper to back of cab	150.87 (3832)	150.87 (3832)
Ground to top of rear load floor	37.09 (942)	36.81 (935)
Inside width, between wheelhousing	50.63 (1286)	50.63 (1286)
Ground clearance, front	9.46 (240)	9.47 (241)
Ground clearance, rear	11.77 (299)	11.61 (295)

Published dimensions indicated are without optional equipment or accessories. Additional accessories or equipment ordered at the customer's request can result in a minor change in these dimensions.

STANDARD EXTERIOR COLORS AVAILABLE



GGW
Taupe Gray
Metallic¹
NEW



GGZ
Sheer Silver
Metallic¹
NEW



37U
Imperial Blue
Metallic



41U
Black



46U
Blue Granite
Metallic



50U
Summit
White



58U
Black Granite
Metallic
































74U
Victory Red

NOTE: For Special Paint See Page 80

1. Color Chip Not Available at time of Printing

SILVERADO

CHEVROLET SILVERADO 2500HD PICKUP 4WD CREW CAB WORK TRUCK 1WT PACKAGE SEO PAINT AVAILABLE

WA#	COLOR DESCRIPTION		CODE
5248	Yellow		
5405	Blue Metallic		
5445	Yellow		
5456	Yellow		
5663	Blue		
5758	Green		
6237	Green - Low Gloss		
6238	Tan - Low Gloss		
7154	Blue		
7159	Blue Metallic		
7840	Gray Metallic		
7941	Green		
9015	Woodland Green		9V5
9403	Doeskin Tan		9V9
9408	Orange		
9414	Yellow		
9417	Tangier Orange		9W4
9419	Orange		
9539	Green Metallic		
9792	Indigo Blue		
195E	Brown		
228A	Light Autumnwood Metallic		
253A	Wheatland Yellow		9W3
334D	Dark Toreador Red		
382E	Pewter		
454N	Blue		
769H	Blue		
770H	Orange		
815K	Arrival Blue		

ACTUAL COLOR MAY VARY

NOTE:

- Door handles and mirrors will be flat Black. Deletes standard/package bodyside moldings.
- All normally body-colored, non-sheet metal parts will be flat black
- SEO paint orders that contain less than five vehicles will be delayed until five unit minimum is received for batch production

Special Paint Also Available Through Kerr Industries

- Special Paint is Also Available for PPV & 5W4 Tahoe's.
- This Work is Done as Part of the Kerr Industries Dealer Direct Program
- A Minimum Order is not Required with this Program. Please See the Kerr Industries CD for Further Details or You Can Contact Kerr Industries at 905-725-6561 to discuss your requirements